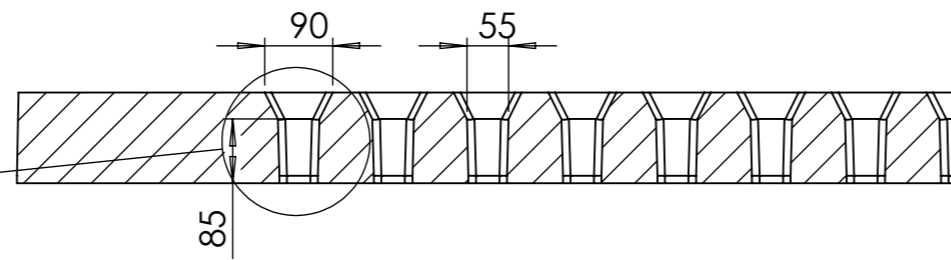
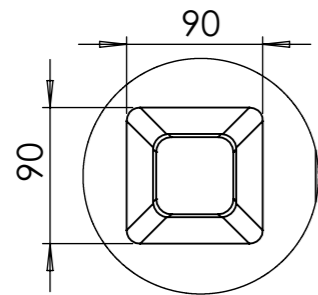
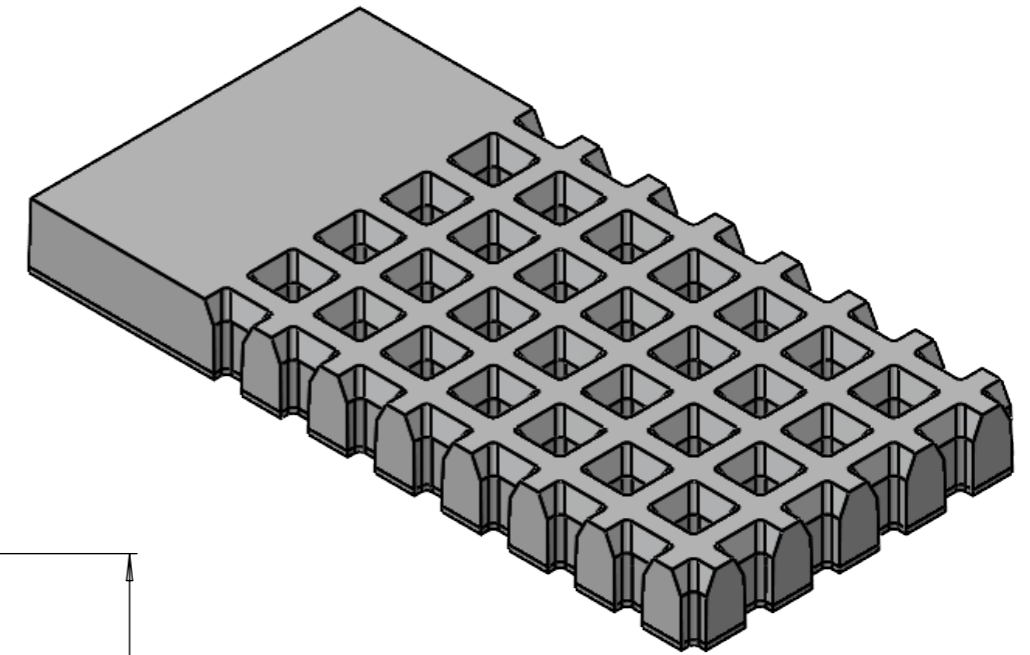


DETAIL C

SCALE 1 : 5

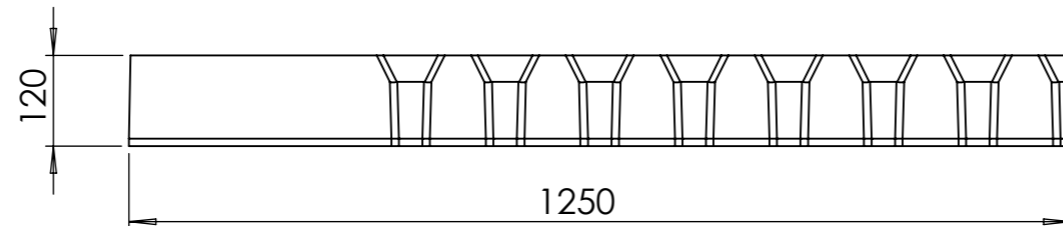
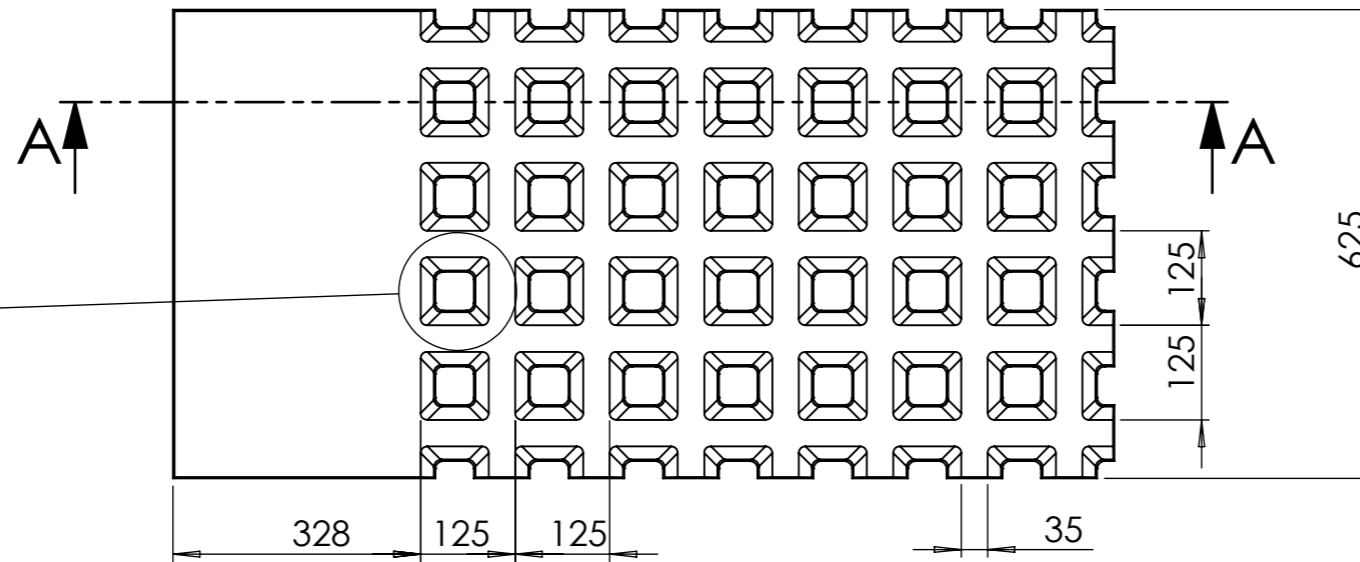


SECTION A-A



DETAIL D

SCALE 1 : 5



- Sterkteklasse/Classe de résistance/Betonfestigkeitsklasse: **C45/55**
- Milieuklassen/Classe d'exposition/Expositionsclassen: **XC4, XA3**
- Omgevingsklassen/Classe d'environnement/Umweltklassen: **EE4, EA3**
- Max. water-cementfactor/Facteur eau-ciment max/Max Wasser-Cement Faktor: **0.45**
- Betondekking/Couverture du béton/Betonabdeckung: **25 mm**
- Gewicht/Poids/Gewicht: **185 kg**
- Staalkwaliteit/Qualité ferraillage/Stahlqualität: **BE500S**
- Belastingklasse/Classe de charge/Belastungsklasse: **BC5 - beperkt zwaar verkeer/Traffic lourd limité/gelegentlicher LKW Lieferverkehr**
- % grasgroeivoorzieningen/% ouvertures d'engazonnement/% Rasenanteil : **23,4%**
- % openingen/ % ouverture/ % Öffnungen: **11,7%**
- Opvulvolume/ Volume de remplissage/ Füllmenge: **26,5 l/m²**
- Normering/ Normes/ Normierung: **PTV 126**

Brutal - Border Width



Lintewersstraat 21
B-7780 Komen

T. (+32)(0)56-554853
F. (+32)(0)56-554852

Web: www.cobefa.be
E: info@cobefa.be